




2009-9

Lithium ion Sanyo Lithium ion Rechargeable Batteries




URL <http://battery.sanyo.com/>

Lithium-ion Battery Handling Precautions

Danger

- 1 Do not disassemble or modify the battery. The battery pack is equipped with built-in safety/protection features. Should these features be disabled, the battery pack can leak acid, overheat, emit smoke, burst and/or ignite.
- 2 Do not connect the positive (+) and negative (-) terminals with a metal object such as wire. Do not transport or store the battery pack together with metal objects such as necklaces, hair pins, etc. Otherwise, short-circuiting will occur, overcurrent will flow, causing the battery pack to overheat, emit smoke, burst and/or ignite, or the metal object such as wire, necklace or hair pin can generate heat.
- 3 Do not discard the battery pack into fire or heat it. Otherwise, its insulation can melt down, its gas release vent or safety features will be damaged and/or its electrolyte can ignite, possibly leading to overheating, smoke emission, bursting and/or ignition on it.
- 4 Do not use or leave the battery pack near a heat source such as a fire or a heater (80°C or higher). If the resin separator should be damaged owing to overheating, internal short-circuiting may occur to the battery pack, possibly leading to overheating, smoke emission, bursting and/or ignition of the battery pack.
- 5 Do not immerse the battery pack in water or seawater or juice, and do not allow it to get wet. Otherwise, the protective features in it can be damaged, it can be charged with extremely high current and voltage, abnormal chemical reactions may occur in it, possibly leading to overheating, smoke emission, bursting and/or ignition.
- 6 Do not recharge the battery pack near fire or in extremely hot weather. Otherwise, hot temperatures can trigger its built-in protective features, inhibiting recharging, or can damage the built-in protective features, causing it to be charged with an extremely high current and voltage, and, as a result, abnormal chemical reactions can occur in it, possibly leading to overheating, smoke emission, bursting and/or ignition.
- 7 To recharge the battery pack, use the battery charger specifically designed for the purpose and observe the recharging conditions specified by SANYO. A recharging operation under non-conforming recharging conditions (beyond the limits of temperature and larger voltage/current than specified) can cause the battery pack to be overcharged, or charged with extremely high current, abnormal chemical reaction can occur in it, possibly leading to overheating, smoke emission, bursting and/or ignition.
- 8 Do not pierce the battery pack with a nail or other sharp objects, strike it with a hammer, or step on it. Otherwise, the safety device in battery pack will become damaged and deformed, internal short-circuiting can occur, possibly leading to overheating, smoke emission, bursting and/or ignition.
- 9 Do not strike or throw the battery pack. The impact might cause leakage, overheating, smoke emission, bursting and/or ignition. Also, if the protective feature in it becomes damaged, it could become charged with an extremely high current and voltage, abnormal chemical reactions can occur, which can lead overheating, smoke emission, bursting and/or ignition.
- 10 Do not directly solder the battery pack. Otherwise, heat can melt down its insulation, damage its gas release vent or safety features possibly leading to overheating, smoke emission, bursting and/or ignition.
- 11 The positive (+) and negative (-) terminals are arranged in a particular orientation. Do not force the connection if you cannot easily connect the battery pack terminals to the battery pack charger or other equipment. Confirm that the terminals are correctly oriented. Reversing the terminals will result in reverse-charging and abnormal chemical reaction may occur, then possibly leading to acid leakage, overheating, smoke emission, bursting and/or ignition of the battery pack.
- 12 Do not connect the battery pack to an electrical outlet, vehicle cigarette lighter, etc. When subjected to large voltage, overcurrent can flow on the battery pack, possibly leading to acid leakage, overheating, smoke emission, bursting and/or ignition.
- 13 Do not use the battery pack for a purpose other than those specified. Otherwise, its guaranteed performance will be lost and/or its service life will be shortened. Depending on the equipment in which the battery pack is used, excessively high current can flow through battery pack, possibly damaging it and leading to overheating, smoke emission, bursting and/or ignition.

Warning

- 1 Do not use the battery pack in combination with primary battery packs (such as dry-cell battery packs) or battery packs of different capacities or brands. Otherwise, the battery pack can be overdischarged during use or overcharged during recharging, abnormal chemical reactions may occur, possibly leading to overheating, smoke emission, bursting and/or ignition.
- 2 If recharging operation fails to complete even when a specified recharging time has elapsed, immediately stop further recharging. Otherwise, acid leakage, overheating, smoke emission, bursting and/or ignition can occur.
- 3 Do not put the battery pack on an electromagnetic cooker or into a microwave oven or pressurized container. Rapid heating or disrupted sealing can lead to overheating, smoke emission, bursting and/or ignition.
- 4 If the battery pack leaks or gives off a bad odor, remove it from any exposed flame. Otherwise, the leaking electrolyte may catch fire, and the battery pack may emit smoke, burst or ignite.
- 5 If the battery pack gives off an odor, generates heat, becomes discolored or deformed, or in any way appears abnormal during use, recharging or storage, immediately remove it from the equipment or battery pack charger and stop using it. Otherwise, the problematic battery pack can develop acid leakage, overheating, smoke emission, bursting and/or ignition.
- 6 Please fix the battery stable and pack in a box on transportation. Otherwise, battery is damaged and internal short-circuiting may occur.
- 7 If the battery pack leaks, and the electrolyte gets into the eyes, do not rub them. Instead, rinse the eyes with clean running water and immediately seek medical attention. Otherwise, eye injury may result.

Caution

- 1 Do not use or subject the battery pack to intense sunlight or hot temperatures such as in a car in hot weather. Otherwise, acid leakage, overheating and/or smoke emission can occur. Also, its guaranteed performance will be lost and/or its service life will be shortened.
- 2 The battery pack incorporates built-in safety devices. Do not use it in a location where static electricity (greater than the manufacturer's guarantee) may be present. Otherwise, the safety devices can be damaged, possibly leading to acid leakage, overheating, smoke emission, bursting and/or ignition.
- 3 Regarding the temperature range during charging battery, please consult with SANYO or SANYO's sales agency. A recharging operation outside this temperature range can lead to acid leakage and/or overheating of the battery pack, and may cause damage to it. Also, it may lead to deterioration in the battery performance and/or the battery life.
- 4 If acid leaking from the battery pack contacts your skin or clothing, immediately wash it away with running water. Otherwise, skin inflammation can occur.
- 5 Store the battery pack in a location where children cannot reach it. Also, make sure that a child does not take out the battery pack from the battery pack charger or equipment.
- 6 Before use, carefully study the Operation Manual and Precautions. For further information, contact a nearest SANYO distributor or representative. Safekeep the manual for future reference.
- 7 For battery recharging procedures, refer to the Operation Manual of your battery pack charger.
- 8 If you find rust, a bad odor, overheating and/or other irregularities when using the battery pack for the first time, return it to your supplier or vendor.
- 9 Do not cover with or put on flammable materials for charge / discharge battery. Otherwise, it may cause the heat generating, bursting and/or ignition.
- 10 Please insulate exposed lead wire and metal terminals by vinyl tape and so on. It may cause battery short and lead to the heat generating, bursting and/or ignition.
- 11 Please help to bring a spent battery to recycle.

Lithium ion

Smaller, lighter, more powerful

Meeting today's needs for a compact, portable, and robust source of energy.

Devices designed to make our lives easier are being developed at an increasingly rapid pace. With the multimedia age dawning, the market is becoming more diversified with such innovations as lightweight, compact video equipment, personal computers, and data-processing equipments. Such devices have created a need for high-quality, reliable power sources that provide excellent functionality.

Sanyo now introduces a series of lithium-ion batteries offering a higher energy density and three times the voltage of Nickel-Cadmium (Ni-Cd) and Nickel-Metal-Hydrate (Ni-MH) batteries. What's more, lithium-ion batteries are composed of materials that are both safer and less damaging to the environment.

Smaller, lighter, and more powerful. Sanyo introduces the new generation battery for the forth-coming multimedia age.

Higher energy density

Lithium-ion batteries provide a higher energy density per unit volume and unit weight than nickel-cadmium and nickel-metal-hydrate batteries. In addition, their higher voltage and lighter weight contribute significantly to the downsizing, weight reduction, and simplified operation of electronic devices.

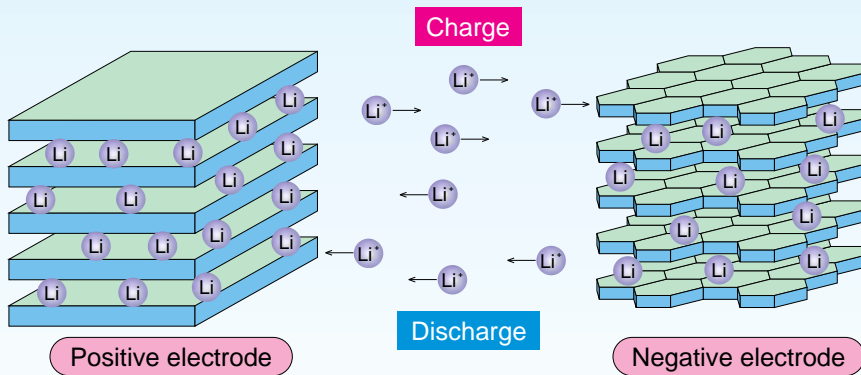
Built for safety

With certifications such as UL 1642 (safety standard for lithium batteries), Sanyo Lithium-ion batteries ensure safety in operation.

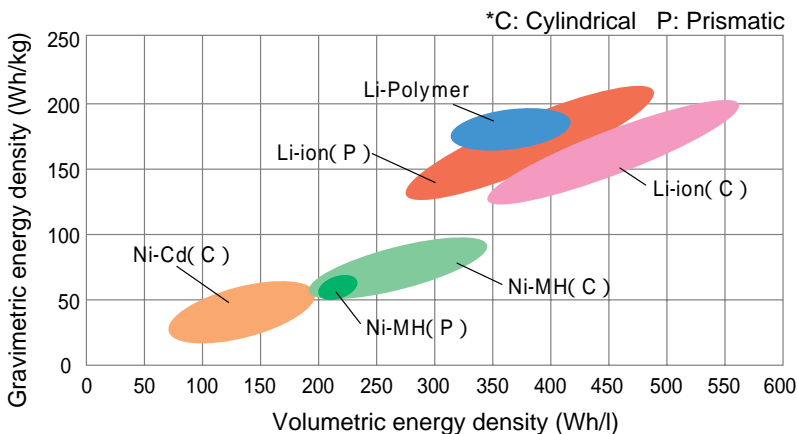
Higher Voltage

Our lithium-ion batteries are capable of generating an amazing 3.7V per cell so only one-third the number of batteries is required compared to conventional nickel-cadmium and nickel-metal-hydrate batteries.

Structure and operation principle



Energy density of lithium-ion batteries vs. other rechargeable batteries (Sanyo Battery Comparison)

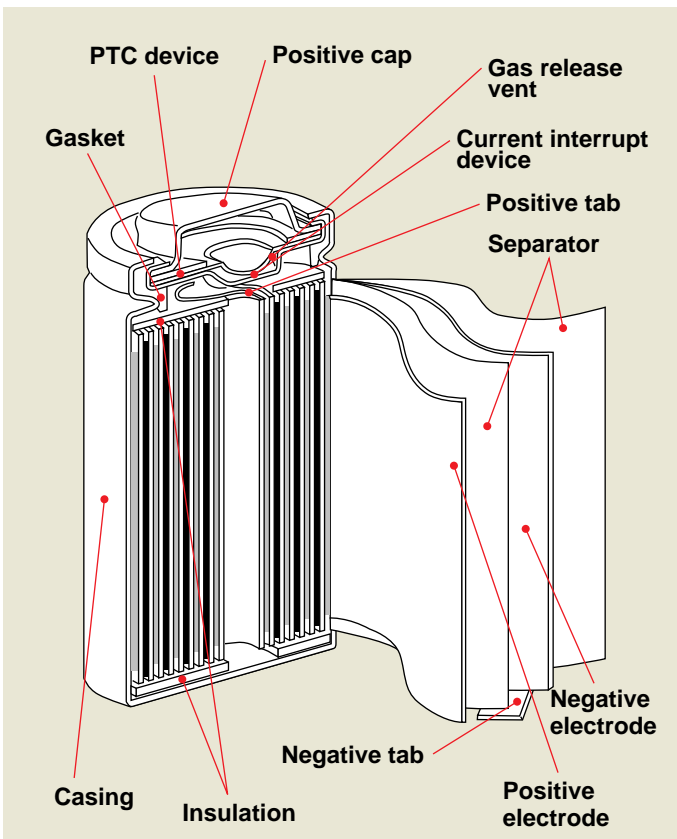


Cylindrical



The tube design in the photo is for visual purpose.

Lithium ion Battery Construction (Cylindrical)



Features

Compact and slim

Its high energy density makes it possible to smaller design and lighter equipment such as notebook computers which can consume large power.

Long operating time

Its graphite negative electrode enables the battery pack to operate equipment for a long time with stable discharge voltage.

Applications

- Notebook computer
- DVD
- Camcorder
- Other portable equipment
- Power tool, Electric car, For backup use
- Handy terminal
- Digital camera

Abundant variety of models meet wide variety of uses (UR18650 series)

F :High capacity with steady operating voltage model.

Z T :Higher capacity model employing neo-hybrid positive electrode which enables higher charging voltage.

E :High current model for power applications.

Y , A:Cost performance and improved standard model by optimization of material.

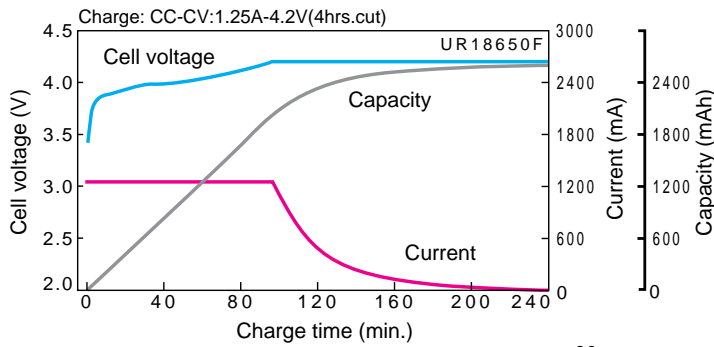
L :Cost performance and robust model by optimization of material.

SA,W:Excellent power model for power tools by optimization of material and structure.

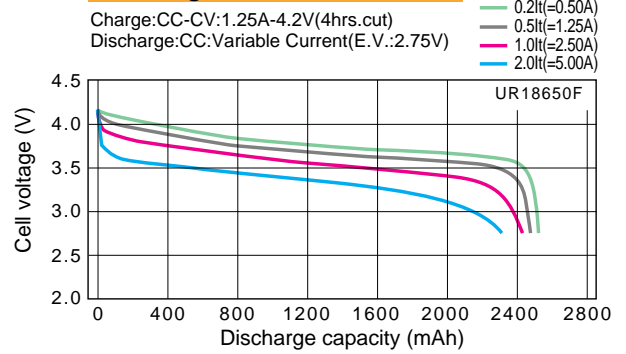
U :Long storage life and high current model.

Characteristics

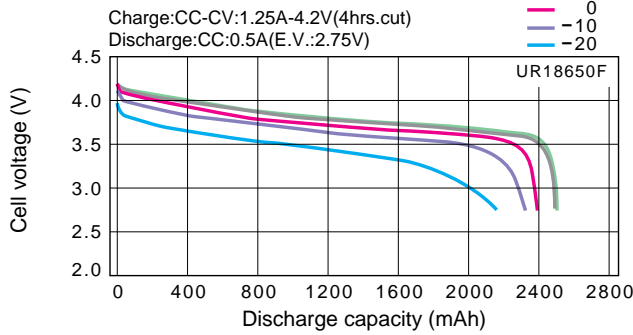
Charge Characteristics



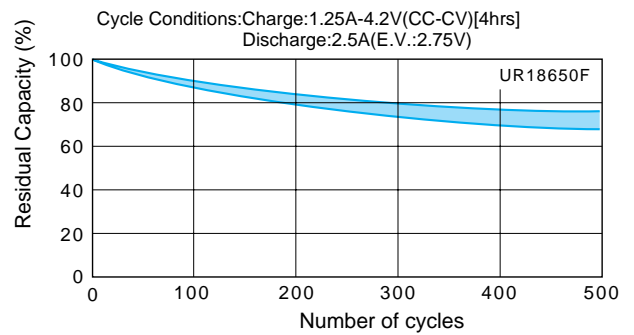
Discharge Rate Characteristics



Discharge Temperature Characteristics



Charge/Discharge Cycle Characteristics



at room Temperature.

Lithium ion Battery Ratings (Cylindrical)

Product Number	Nominal Voltage (V)	Nominal Capacity (min./typ.) (mAh)	Standard Charge System	External Dimensions (mm) ²		Weight (Max.g)
				Diameter	Height	
UR18650F	3.7	2500/2600	0.5It-4.2V (4.0hrs.) 0.7It-4.2V Constant Current- Constant Voltage (3.0hrs.)	18.1	64.8	47.0
UR18650A	3.6	2150/2250		18.1	64.8	43.0
UR18650E	3.6	2050/2150		18.1	64.8	44.5
UR18650Y	3.7	1900/2000		18.1	64.8	43.3
UR18650W	3.7	1500/1600		18.1	64.8	45.4
UR18650SA	3.7	1200/1300		18.1	64.8	43.9
UR18650SAX NEW	3.7	1250/1350		18.1	64.8	45.2
UR18650U	3.6	1100/1200 (4.0Vcharge)		18.1	64.8	41.5
UR18500F	3.7	1620/1700		18.1	49.3	33.5
UR18500H	3.7	1450/1520		18.1	49.3	33.5
UR18500L	3.7	1200/1260		18.1	49.3	33.7
UR14650P	3.7	940/980		13.9	64.7	26.0
UR14500P	3.7	800/840		13.9	49.2	20.0
UR14500L	3.7	680/710		13.9	49.2	19.7
UR14430P	3.7	660/700		13.9	42.9	17.5
UR14430Y	3.7	500/530		13.9	42.9	16.4

1: Discharge:0.2ItA(E.V.=2.75V) 2: Maximum size without tube.

Product Number	Nominal Voltage (V)	Nominal Capacity (min./typ.) (mAh)	Standard Charge System	External Dimensions (mm) ²		Weight (Max.g)
				Diameter	Height	
UR18650ZT NEW	3.7	2700 / 2800	0.5It-4.2V Constant Current- Constant Voltage (4.0hrs.)	18.2	65.1	48.0

1: Discharge:0.2ItA(E.V.=3.00V) 2: Maximum size without tube.

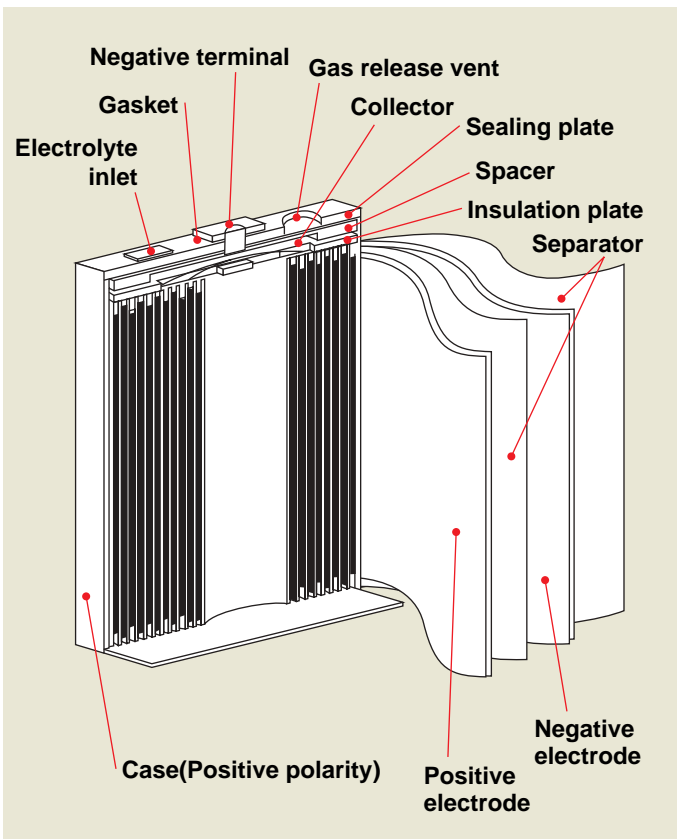
[It] is a standard shall be expressed as : $It(A) = C_5(Ah) / 1(h)$ C_5 is the rated capacity of the cell or battery, in ampere-hours.

Prismatic (UF series)



The tube design in the photo is for visual purpose.

Lithium ion Battery Construction (UF series)



Features

Compact and slim

Smaller space requirement allows designing of smaller and thinner equipment.

Light weight

Its aluminum alloy casing contributes to a much lighter battery pack, as compared to a stainless steel casing.

Applications

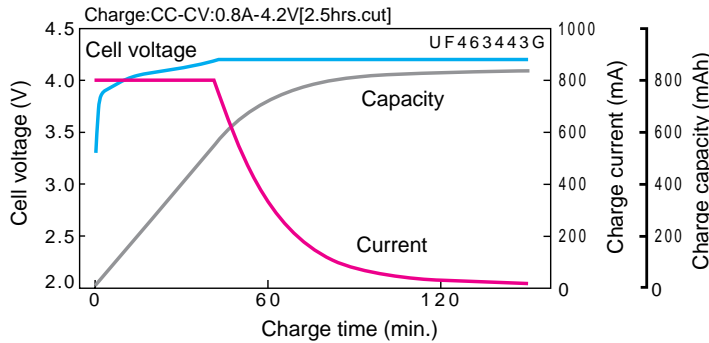
- Cellular phone
- Digital camera
- Camcorder
- Handy terminal
- Portable audio
- Other portable equipment

High capacity model employing neo-hybrid positive electrode (T series)

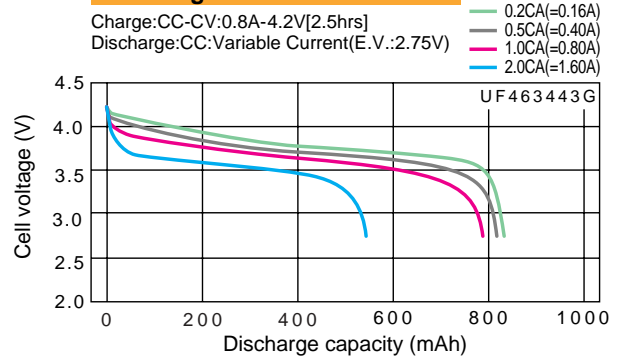
- Neo hybrid positive electrode enables higher charging voltage, which realizes further high capacity.
- Safety is secured same as existing lithium ion battery.
- Included cobalt amount can be decreased compared to conventional lithium ion battery.

Characteristics

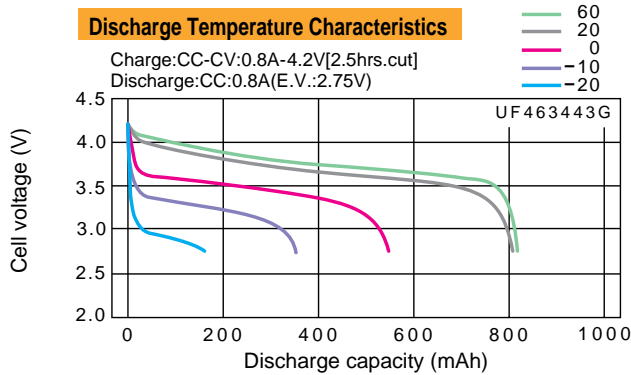
Charge Characteristics



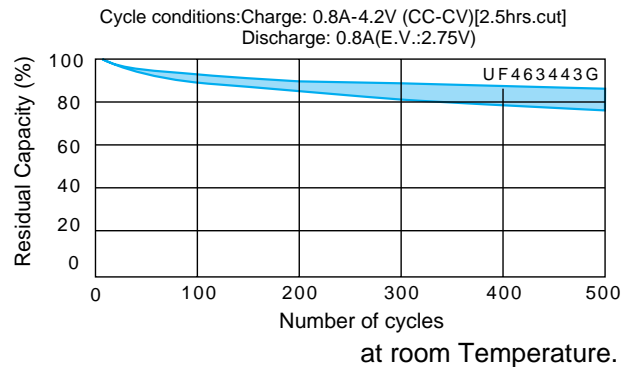
Discharge Rate Characteristics



Discharge Temperature Characteristics



Charge/Discharge Cycle Characteristics



Lithium ion Battery Ratings (Prismatic : UF series)

Product Number	Nominal Voltage (V)	Nominal Capacity (min./typ.) ¹ (mAh)	Standard Charge System	External Dimensions (mm) ²			Weight (Max. g)
				Thickness ³	Width	Height	
UF383543F	3.7	650/680	1It-4.2V Constant Current- Constant Voltage (3.0hrs.)	3.80	34.95	42.6	13.6
UF383551F	3.7	790/830		3.80	34.95	50.6	16.3
UF423643F	3.7	700/730		4.10	35.95	42.4	14.8
UF433861F NEW	3.7	1130/1170		4.30	37.85	60.8	23.4
UF453846F NEW	3.7	880/920		4.35	37.85	45.6	17.9
UF463443G	3.7	800/830		4.55	33.85	42.6	15.8
UF463450F	3.7	920/960		4.45	33.85	49.6	18.5
UF503436F	3.7	670/700		4.90	33.95	35.8	13.8
UF503861F NEW	3.7	1380/1420		4.95	37.85	60.8	27.7
UF504553F NEW	3.7	1400/1450		5.00	44.90	52.6	28.1
UF534042F	3.7	950/990		5.00	39.85	41.7	19.7
UF553436G	3.7	800/830		5.50	33.85	35.6	15.6
UF553443Z	3.7	930/970		5.40	33.91	42.8	18.5
UF553450Z	3.7	1150/1200		5.40	33.85	49.8	21.8
UF583136R	3.7	700/740		5.60	31.15	36.3	14.2
UF603443S	3.7	1030/1080		5.90	33.80	42.8	20.5
UF613756F	3.7	1400/1450		5.80	36.65	55.4	28.6
UF634042F	3.7	1230/1270		6.20	39.85	41.7	24.6
UF653436S	3.7	880/920		6.30	33.85	35.7	17.6
UF653450S UP	3.7	1250/1300		6.35	33.85	49.8	25.1
UF703450F NEW	3.7	1430/1480		7.00	33.85	49.8	28.1
UF752836F	3.7	850/890		7.50	27.95	35.8	17.3
UF103450P	3.7	1880/2000		10.50	33.80	48.8	38.5

1: Discharge: 0.2ItA (E.V. = 2.75V) 2: Maximum size without tube. 3: The maximum thickness of the standard shipment charging condition.

Product Number	Nominal Voltage (V)	Nominal Capacity (min./typ.) ¹ (mAh)	Standard Charge System	External Dimensions (mm) ²			Weight (Max. g)
				Thickness ³	Width	Height	
UF553436T	3.7	810/850	0.5It-4.33V Constant Current- Constant Voltage (5hrs.)	5.45	33.85	35.8	15.1
UF463443T	3.7	810/850		4.60	33.85	42.8	15.0

1: Discharge: 0.2ItA (E.V. = 3.00V) 2: Maximum size without tube. 3: The maximum thickness of the standard shipment charging condition.

[It] is a standard shall be expressed as: $It(A) = C_5(Ah) / 1(h)$ C_5 is the rated capacity of the cell or battery, in ampere-hours.

Prismatic (LP series)

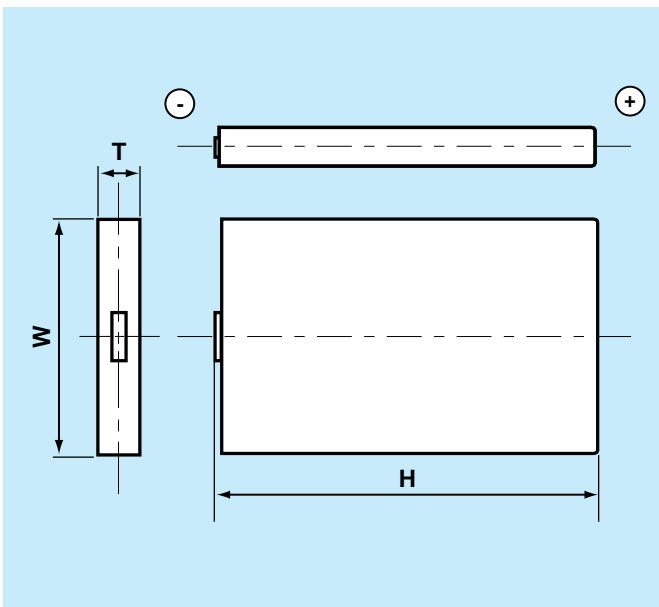


LP series are made by "SANYO GS Soft Energy Co.,Ltd." The tube design in the photo is for visual purpose.

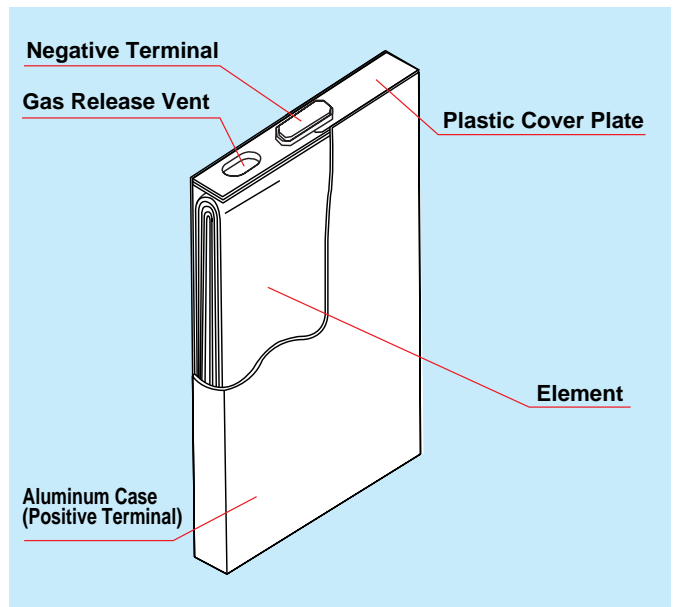
Structure

Displayed on the right is the internal structures of our Li-ion batteries. Prismatic Li-ion batteries have a spiral construction where the positive and negative electrodes are wound together with special resin separators. The positive electrode uses lithium cobalt dioxide (LiCoO₂) while graphite is used as the negative electrode. These are tightly enclosed within an aluminum case.

Cell Profile (Example) Al case

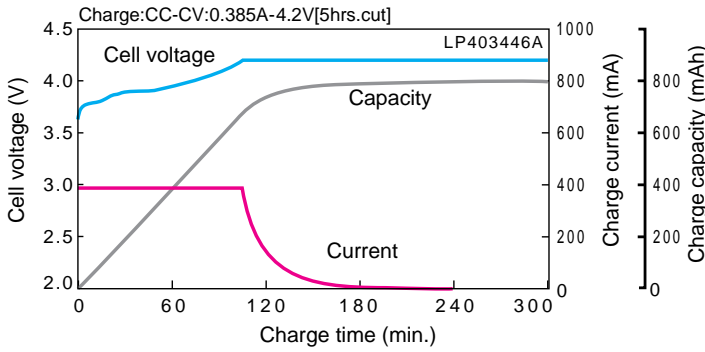


Lithium ion Battery Construction (LP series)

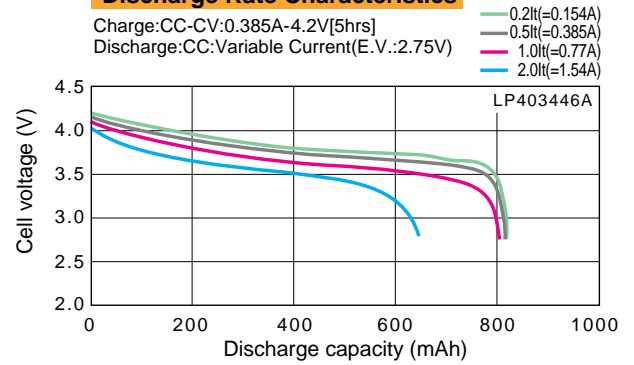


Characteristics

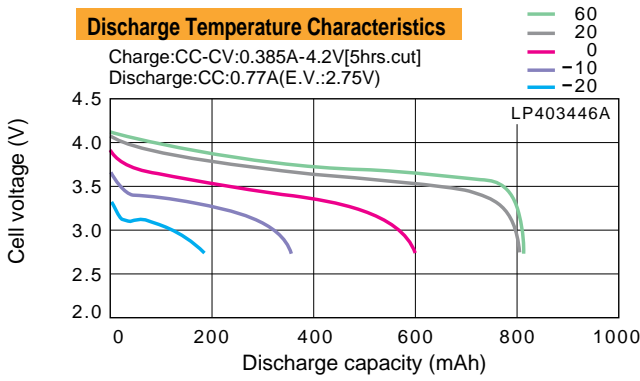
Charge Characteristics



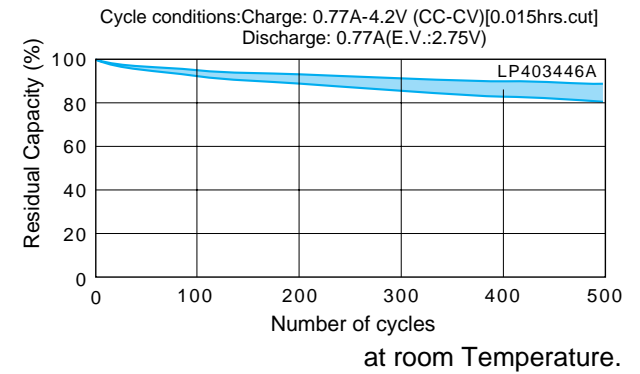
Discharge Rate Characteristics



Discharge Temperature Characteristics



Charge/Discharge Cycle Characteristics



Lithium ion Battery Ratings (Prismatic : LP series)

Product Number	Nominal Voltage (V)	Nominal Capacity (min./typ. ¹ (mAh))	Standard Charge System	External Dimensions (mm) ²			Weight (Max. g)
				Thickness ³	Width	Height	
LP363447A	3.7	700/730	0.5It-4.2V Constant Current- Constant Voltage (5.0hrs.)	3.85	33.80	46.85	14.4
LP403446A	3.7	770/800		4.20	33.80	46.10	15.7
LP433443G	3.7	800/830		4.55	33.80	42.95	15.8
LP443450A NEW	3.7	1000/1040		4.65	33.80	49.75	19.4
LP523436D	3.7	770/800		5.40	33.40	35.75	15.5
LP523436P	3.7	800/830		5.40	33.80	35.85	15.5
LP523443P	3.7	940/990		5.45	33.80	42.90	18.7
LP523450H	3.7	1150/1200		5.45	33.80	50.05	22.3
LP563537B	3.7	870/910		5.74	34.42	36.10	17.5
LP623443D UP	3.7	1140/1190		6.45	33.80	42.95	22.6
LP703141A	3.7	1050/1100		7.05	30.50	40.70	20.8

1: Discharge: 0.2ItA (E.V.=2.75V)

2: Maximum size without tube.

3: The maximum thickness of the standard shipment charging condition.

[It] is a standard shall be expressed as : $It(A) = C_5(Ah) / 1(h)$ C_5 is the rated capacity of the cell or battery, in ampere-hours.



USA

● **SANYO Energy (USA) Corporation**

TEL : (1) 469-362-5600
FAX : (1) 469-362-5699

● **New Jersey Office**

TEL : (+1) 973-256-8923
FAX : (+1) 973-256-8375

CANADA

● **SANYO Canada Inc.**

TEL : (+1) 905-265-4100
FAX : (+1) 905-265-4101

EUROPE

● **SANYO Component Europe GmbH**

TEL : (+49) 89-4600950
FAX : (+49) 89-460095190

● **France Office**

TEL : (+33) 1-301551-30
FAX : (+33) 1-301551-35

● **UK Office**

TEL : (+44) 1923-2463-63
FAX : (+44) 1923-4774-79

ASIA

● **SANYO Energy (HK) Company Ltd.**

TEL : (+852) 2301-2213
FAX : (+852) 2301-2191

● **SANYO Energy (Taiwan) Company., Ltd.**

TEL : (+886) 2-8780-8810
FAX : (+886) 2-8780-8850

● **SANYO Energy (Singapore) Corporation Pte., Ltd.**

TEL : (+65) 6736-3100
FAX : (+65) 6736-1230

AUSTRALIA

● **SANYO Oceania Pty., Ltd.**

TEL : (+61 2) 9815-5822
FAX : (+61 2) 9815-5981

SANYO

SANYO Electric Co., Ltd.
<Mobile Energy Company>
<Factory. Sales>

Sumoto-city, Hyogo, Japan
TEL : (+81)799-24-4111
FAX : (+81)799-24-4123

● For more detailed information, contact the above:

● Any and all information on described or contained this bochure are subject to change without notice due to product / technology improvement, etc.